

**TERESSA FLOYD, PCC  
KAUFMAN COUNTY  
TAX ASSESSOR-COLLECTOR**

**2023 CERTIFIED TAX ROLL APPROVAL  
CITY OF KAUFMAN**

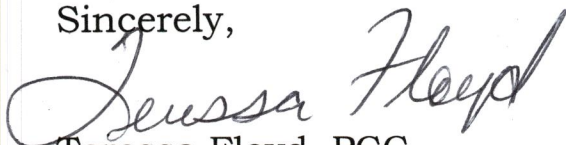
Mayor Jordan,

The Kaufman Central Appraisal District sent your approval of the 2022 Summary of the Certified Tax Roll.

Our office agrees with these values provided to you by the Appraisal District.

If you should have any questions about the Certified Tax Roll, please contact the Kaufman Central Appraisal District at:  
**972-932-6081** opt. "0".

Sincerely,



Teressa Floyd, PCC  
Kaufman County  
Tax Assessor- Collector



**KAUFMAN COUNTY TAX OFFICE  
TERESSA FLOYD, PCC  
TAX ASSESSOR-COLLECTOR**

**2023 ANTICIPATED COLLECTION RATE**

The Anticipated Collection Estimate for **City of Kaufman** for the  
current tax year is:

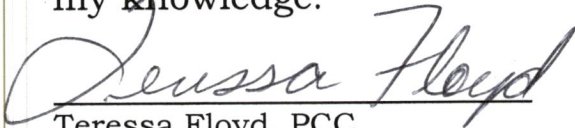
**103.07%**

**2023 EXCESS COLLECTIONS**

The Certified Excess Collections for City of Kaufman for the  
current tax year is:


**(-)409,082.38**

I, Teresa Floyd, Tax Assessor-Collector for Kaufman County, do  
certify that the above information is true and correct to the best of  
my knowledge.




Teresa Floyd, PCC  
Kaufman County Tax Assessor-Collector

Given under my hand and official seal this 26 day of July 2023.



Notary Public, State of Texas



**2023 CERTIFIED TOTALS**

Property Count: 3,840

CK - CITY OF KAUFMAN  
ARB Approved Totals

7/20/2023

9:57:49AM

Land		Value			
Homesite:		120,617,503			
Non Homesite:		169,271,829			
Ag Market:		31,268,968			
Timber Market:		0	Total Land	(+)	321,158,300
Improvement		Value			
Homesite:		354,155,655			
Non Homesite:		390,545,230	Total Improvements	(+)	744,700,885
Non Real		Count	Value		
Personal Property:	532		98,436,106		
Mineral Property:	0		0		
Autos:	0		0	Total Non Real	(+)
				Market Value	=
					1,164,295,291
Ag	Non Exempt	Exempt			
Total Productivity Market:	30,142,503	1,126,465			
Ag Use:	218,610	6,118	Productivity Loss	(-)	29,923,893
Timber Use:	0	0	Appraised Value	=	1,134,371,398
Productivity Loss:	29,923,893	1,120,347			
			Homestead Cap	(-)	89,385,631
			Assessed Value	=	1,044,985,767
			Total Exemptions Amount (Breakdown on Next Page)	(-)	282,050,804
			Net Taxable	=	762,934,963

Freeze	Assessed	Taxable	Actual Tax	Ceiling	Count		
DP	6,674,530	6,674,530	39,049.27	39,049.27	56		
OV65	68,803,566	60,406,645	346,262.81	347,628.75	419		
Total	75,478,096	67,081,175	385,312.08	386,678.02	475	Freeze Taxable	(-) 67,081,175
Tax Rate	0.7679760						
						Freeze Adjusted Taxable	= 695,853,788

APPROXIMATE LEVY = (FREEZE ADJUSTED TAXABLE \* (TAX RATE / 100)) + ACTUAL TAX  
5,729,302.17 = 695,853,788 \* (0.7679760 / 100) + 385,312.08

Certified Estimate of Market Value: 1,164,295,291  
Certified Estimate of Taxable Value: 762,934,963

Tif Zone Code	Tax Increment Loss
TRZ3	91,032,407
TRZ3A	18,956,258
TRZ3B	4,478,305
Tax Increment Finance Value:	114,466,970
Tax Increment Finance Levy:	879,078.86